



**Research Exercise to Establish  
A Federated Information System for the SDGs**

Applications

United Nations Statistics Division

## A network of global and national data hubs

- UNSD is working Member States to develop web applications for improved reporting and communication of SDG indicators
  - To provide open access to data and metadata
  - To understand spatial dimension of sustainable development challenges
  - To visualize statistical patterns and trends
  - To illustrate progress and assist data-driven policy making
  - To support development initiatives and partnerships



# SDG Report 2017



- Overview
- Goal 1
- Goal 2
- Goal 3
- Goal 4
- Goal 5
- Goal 6
- Goal 7
- Goal 8
- Goal 9
- Goal 10
- Goal 11
- Goal 12
- Goal 13
- Goal 14
- Goal 15
- Goal 16
- Goal 17

SDG Report 2017

## The Sustainable Development Goals Report 2017



### The Sustainable Development Goals Report 2017


#### Overview

The Sustainable Development Goals Report 2017 reviews progress made towards the 17 Goals in the second year of implementation of the 2030 Agenda for Sustainable Development. The report is based on the latest available data. It highlights both gains and challenges as the international community moves towards full realization of the ambitions and principles espoused in the 2030 Agenda.

While considerable progress has been made over the past decade across all areas of development, the pace of progress observed in previous years is insufficient to fully meet the Sustainable Development Goals (SDGs) and targets by 2030. Time is therefore of the essence. Moreover, as the following pages show, progress has not always been equitable. Advancements have been uneven across regions, between the sexes, and among people of different ages, wealth and locales, including urban and rural dwellers. Faster and more inclusive progress is needed to accomplish the bold vision articulated in the



# SDG Report 2017



- Overview
- Goal 1
- Goal 2
- Goal 3
- Goal 4
- Goal 5
- Goal 6
- Goal 7
- Goal 8
- Goal 9
- Goal 10
- Goal 11
- Goal 12
- Goal 13
- Goal 14
- Goal 15
- Goal 16
- Goal 17

SDG Report 2017

## Goal 1: End poverty in all its forms everywhere



In signing Agenda 2030, governments around the world committed to ending poverty in all its manifestations, including its most extreme forms, over the next 15 years. They resolved that all people, everywhere, should enjoy a basic standard of living. This includes social protection benefits for the poor and most vulnerable and ensuring that people harmed by conflict and natural hazards receive adequate support, including access to basic services.

Photo Credit : © The World Bank/Dominic Chavez

Nearly a billion people have escaped extreme poverty since 1999; three quarters of a billion remain in its grasp

In signing Agenda 2030, governments around the world committed to ending poverty in all its manifestations, including its most extreme forms, over the next 15 years. They resolved that all people, everywhere, should enjoy a basic standard of living. This includes social protection benefits for the poor and most vulnerable and ensuring that people harmed by conflict and natural hazards receive adequate support, including





# SDG Report 2017



- Overview
- Goal 1
- Goal 2
- Goal 3
- Goal 4
- Goal 5
- Goal 6
- Goal 7
- Goal 8
- Goal 9
- Goal 10
- Goal 11
- Goal 12
- Goal 13
- Goal 14
- Goal 15
- Goal 16
- Goal 17

SDG Report 2017

## Goal 1: End poverty in all its forms everywhere

Photo Credit: © The World Bank/Dominic Chavez

Nearly a billion people have escaped extreme poverty since 1999; three quarters of a billion remain in its grasp

In signing Agenda 2030, governments around the world committed to ending poverty in all its manifestations, including its most extreme forms, over the next 15 years. They resolved that all people, everywhere, should enjoy a basic standard of living. This includes social protection benefits for the poor and most vulnerable and ensuring that people harmed by conflict and natural hazards receive adequate support, including access to basic services.

[Interactive Map: Proportion of population below the international poverty line of US\\$1.90 per day - 2013](#)

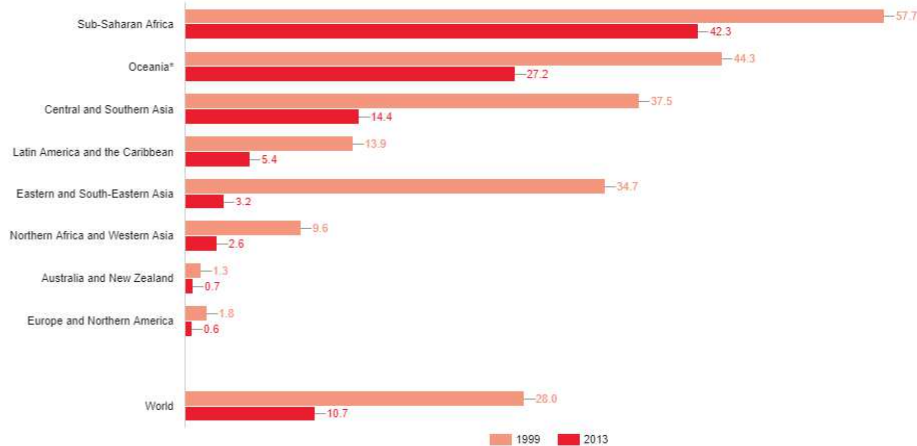
[Interactive Map: Proportion of population below the international poverty line of US\\$1.90 per day - 1999](#)

Working poverty has decreased, but it is still pervasive in many regions and disproportionately affects the young

Many of the world's workers live in extreme poverty due to a lack of decent work opportunities. Almost 10 per cent of the employed population globally lived with their families on less than 1.90 US dollars per person per day in 2016.

While the percentage of the "working poor" has been cut by more than half since 2000—when it stood at 28 per cent—it remains pervasive in a few regions. In sub-Saharan Africa, 34 per cent of workers and their families continued to live in extreme poverty in 2016. Working poverty affects youth at a much higher rate than adults; in 2016, 15 per cent of young workers worldwide lived under the international poverty line, compared to

Proportion of the population living below 1.90 US dollars a day, 1999 and 2013 (percentage)



Note: Oceania\* refers to Oceania excluding Australia and New Zealand.

[Show Data](#) [Download to CSV](#)

# SDG Report 2017

- Overview
- Goal 1
- Goal 2
- Goal 3
- Goal 4
- Goal 5
- Goal 6
- Goal 7
- Goal 8
- Goal 9
- Goal 10
- Goal 11
- Goal 12
- Goal 13
- Goal 14
- Goal 15
- Goal 16
- Goal 17



SDG Report 2017

## Goal 1: End poverty in all its forms everywhere

Photo Credit: © The World Bank/Dominic Chavez

Nearly a billion people have escaped extreme poverty since 1999; three quarters of a billion remain in its grasp

In signing Agenda 2030, governments around the world committed to ending poverty in all its manifestations, including its most extreme forms, over the next 15 years. They resolved that all people, everywhere, should enjoy a basic standard of living. This includes social protection benefits for the poor and most vulnerable and ensuring that people harmed by conflict and natural hazards receive adequate support, including access to basic services.

Interactive Map: Proportion of population below the International poverty line of US\$1.90 per day - 2013

Interactive Map: Proportion of population below the International poverty line of US\$1.90 per day - 1999

Working poverty has decreased, but it is still pervasive in many regions and disproportionately affects the young

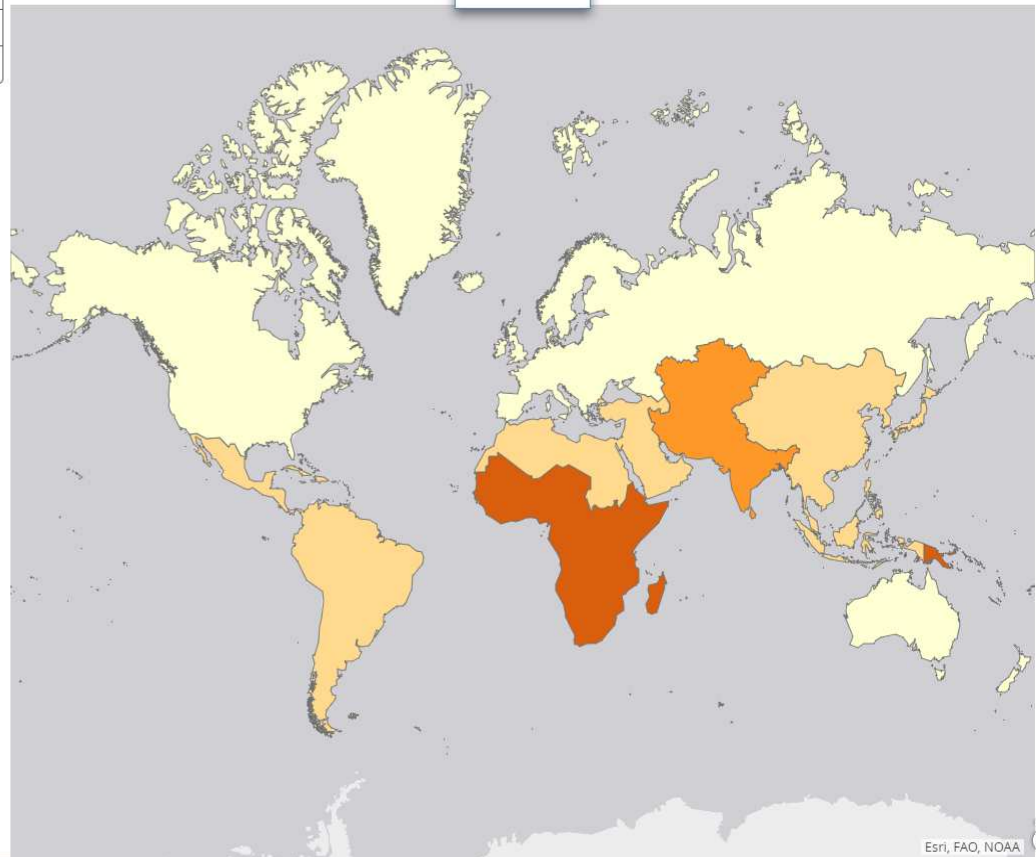
Many of the world's workers live in extreme poverty due to a lack of decent work opportunities. Almost 10 per cent of the employed population globally lived with their families on less than 1.90 US dollars per person per day in 2016.

While the percentage of the "working poor" has been cut by more than half since 2000—when it stood at 28 per cent—it remains pervasive in a few regions. In sub-Saharan Africa, 34 per cent of workers and their families continued to live in extreme poverty in 2016. Working poverty affects youth at a much higher rate than adults; in 2016, 15 per cent of young workers worldwide lived under the international poverty line, compared to



BACK

LEGEND



# SDG Report 2017



- Overview
- Goal 1
- Goal 2
- Goal 3
- Goal 4
- Goal 5
- Goal 6
- Goal 7
- Goal 8
- Goal 9
- Goal 10
- Goal 11
- Goal 12
- Goal 13
- Goal 14
- Goal 15
- ☰

SDG Report 2017

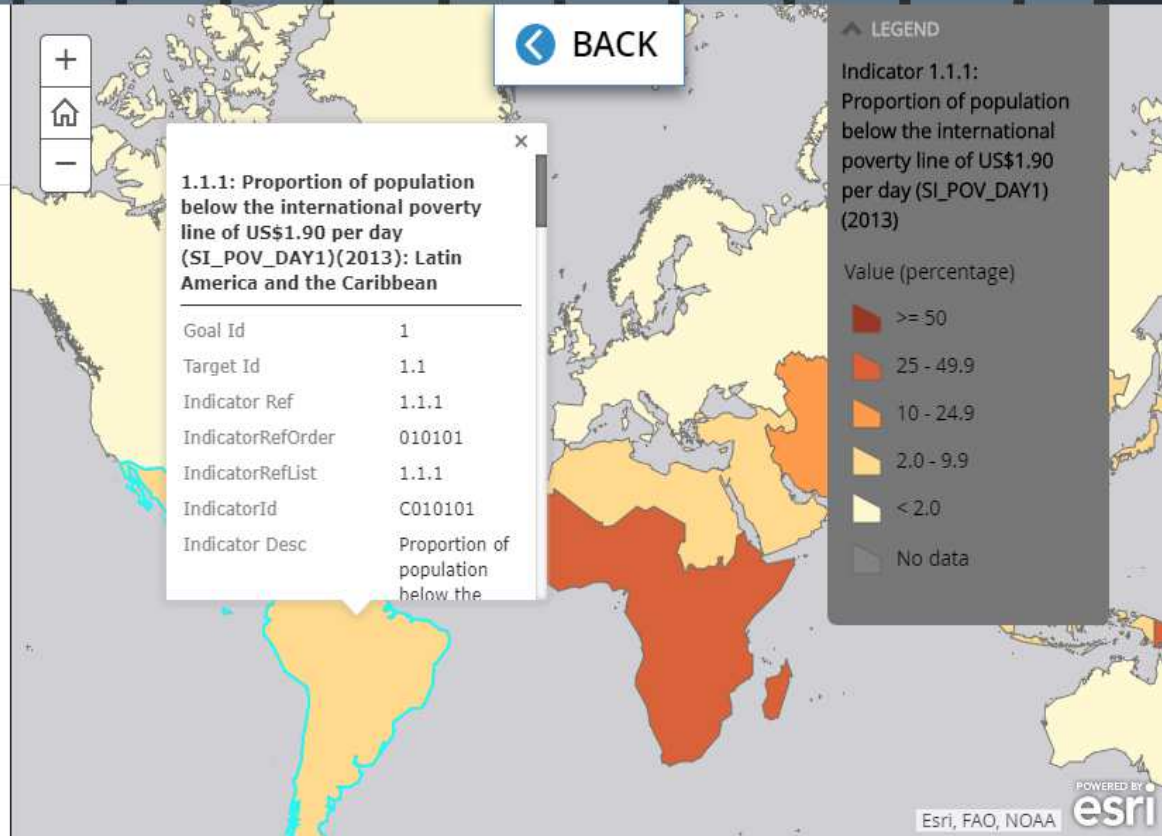
## Goal 1: End poverty in all its forms everywhere

remain in its grasp

In signing Agenda 2030, governments around the world committed to ending poverty in all its manifestations, including its most extreme forms, over the next 15 years. They resolved that all people, everywhere, should enjoy a basic standard of living. This includes social protection benefits for the poor and most vulnerable and ensuring that people harmed by conflict and natural hazards receive adequate support, including access to basic services.

[Interactive Map: Proportion of population below the international poverty line of US\\$1.90 per day - 2013](#)

[Interactive Map: Proportion of population below the international poverty line of US\\$1.90 per day - 1999](#)



## Goal 1: End poverty in all its forms everywhere

ending poverty in all its manifestations, including its most extreme forms, over the next 15 years. They resolved that all people, everywhere, should enjoy a basic standard of living. This includes social protection benefits for the poor and most vulnerable and ensuring that people harmed by conflict and natural hazards receive adequate support, including access to basic services.

Photo Credit : © The World Bank/Dominic Chavez

### Nearly a billion people have escaped extreme poverty since 1999; three quarters of a billion remain in its grasp

In signing Agenda 2030, governments around the world committed to ending poverty in all its manifestations, including its most extreme forms, over the next 15 years. They resolved that all people, everywhere, should enjoy a basic standard of living. This includes social protection benefits for the poor and most vulnerable and ensuring that people harmed by conflict and natural hazards receive adequate support, including access to basic services.

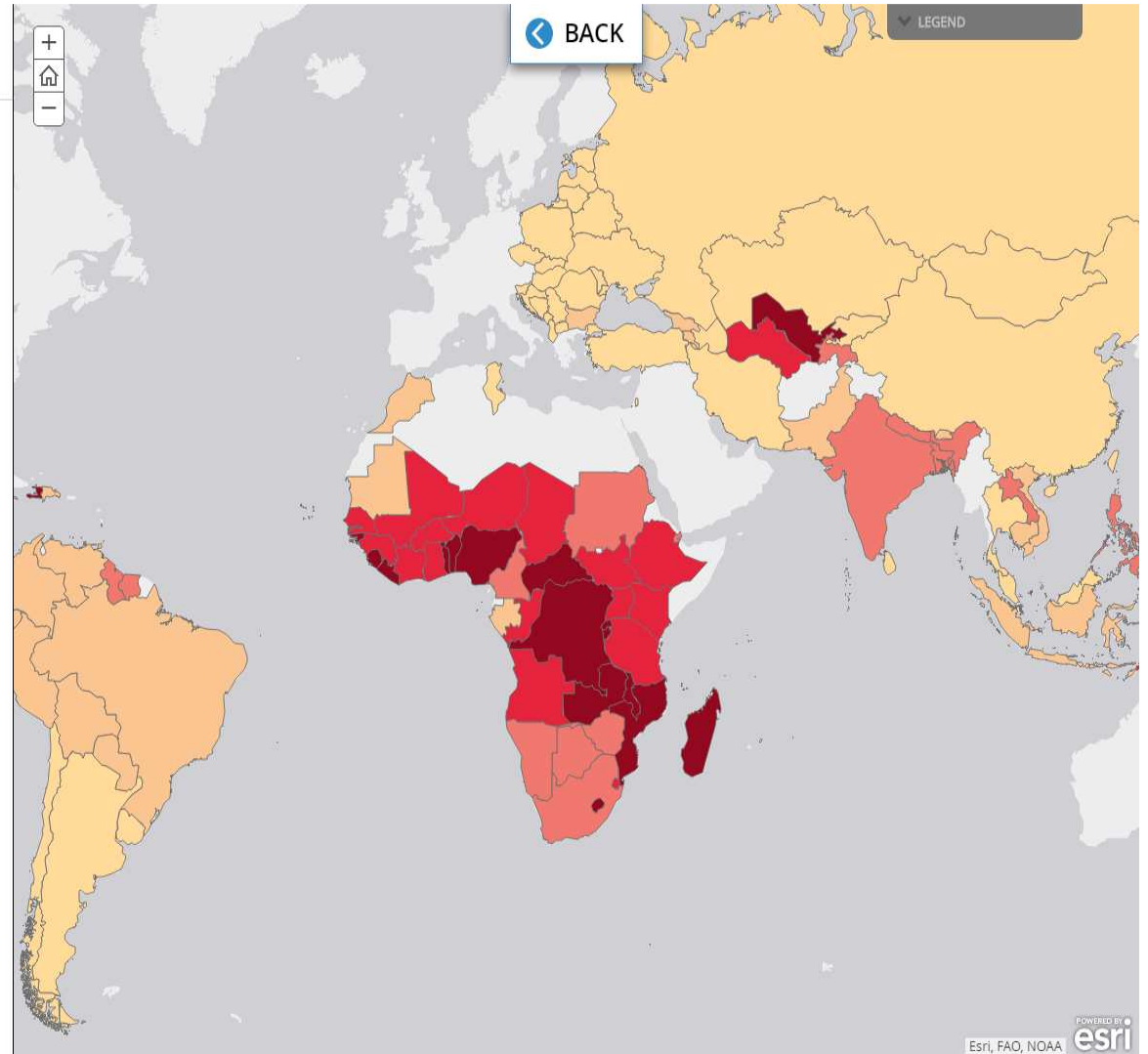
Interactive Map: Proportion of population below the international poverty line of US\$1.90 per day - 2013

Interactive Map: Proportion of population below the international poverty line of US\$1.90 per day - 1999

Interactive Map: Proportion of population below the international poverty line of US\$1.90 per day (by latest available area)

Working poverty has decreased, but it is still pervasive in many regions and disproportionately affects the young

Many of the world's workers live in extreme poverty due to a lack of decent work





## Goal 1: End poverty in all its forms everywhere

ending poverty in all its manifestations, including its most extreme forms, over the next 15 years. They resolved that all people, everywhere, should enjoy a basic standard of living. This includes social protection benefits for the poor and most vulnerable and ensuring that people harmed by conflict and natural hazards receive adequate support, including access to basic services.

Photo Credit : © The World Bank/Dominic Chavez

### Nearly a billion people have escaped extreme poverty since 1999; three quarters of a billion remain in its grasp

In signing Agenda 2030, governments around the world committed to ending poverty in all its manifestations, including its most extreme forms, over the next 15 years. They resolved that all people, everywhere, should enjoy a basic standard of living. This includes social protection benefits for the poor and most vulnerable and ensuring that people harmed by conflict and natural hazards receive adequate support, including access to basic services.

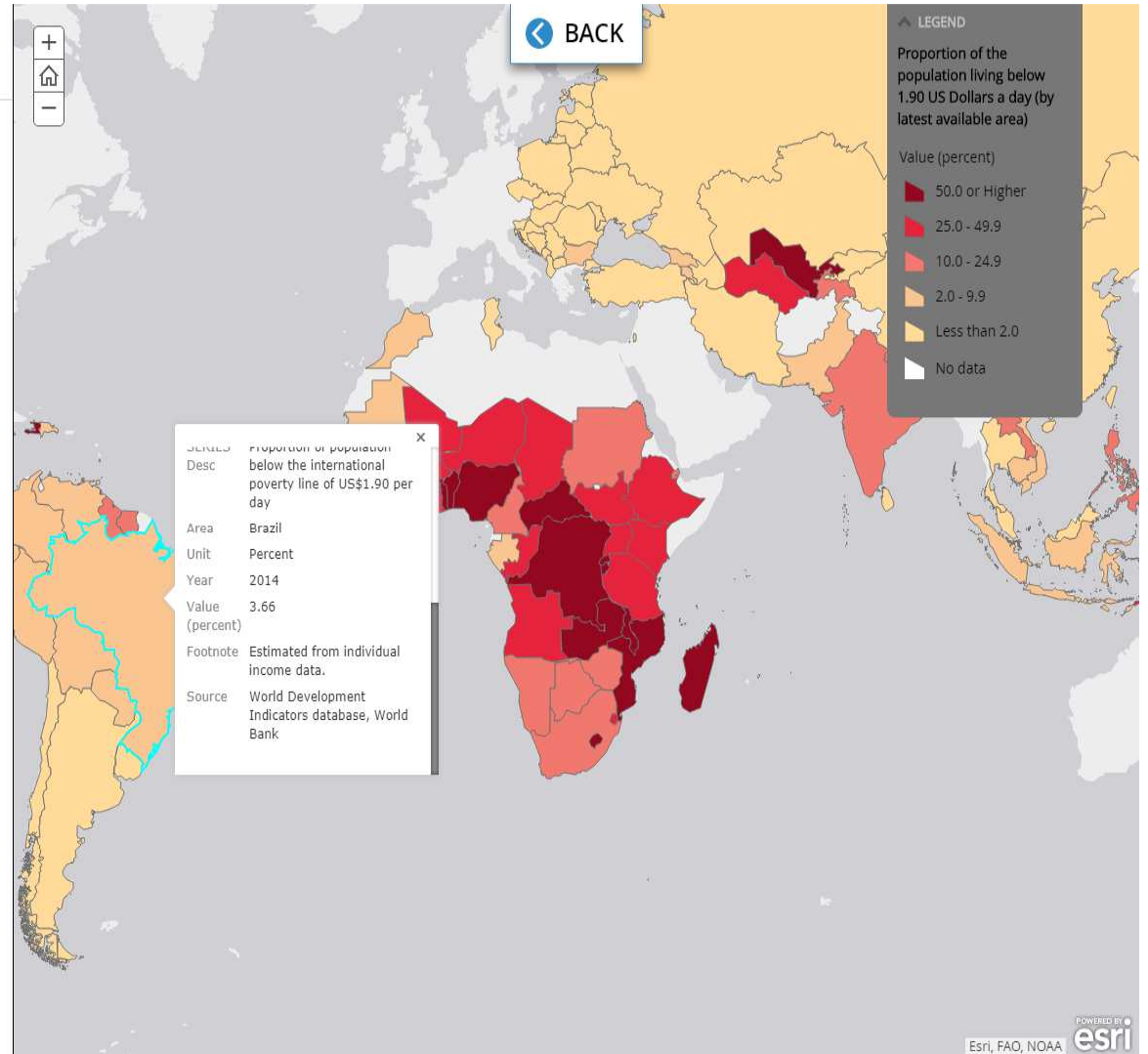
[Interactive Map: Proportion of population below the international poverty line of US\\$1.90 per day - 2013](#)

[Interactive Map: Proportion of population below the international poverty line of US\\$1.90 per day - 1999](#)

[Interactive Map: Proportion of population below the international poverty line of US\\$1.90 per day \(by latest available area\)](#)

Working poverty has decreased, but it is still pervasive in many regions and disproportionately affects the young

Many of the world's workers live in extreme poverty due to a lack of decent work





**UN Data HUB**

### Welcome to the Open SDG Data Hub

To fully implement and monitor progress on the Sustainable Development Goals, decision makers everywhere need data and statistics that are accurate, timely, sufficiently disaggregated, relevant, accessible and easy to use. This open data website promotes the exploration, analysis and use of authoritative SDG data sources for evidence-based decision-making and advocacy. Its goal is to enable data providers, managers and users to discover, understand, and communicate patterns and interrelationships in the wealth of SDG data and statistics that are now available.

---

## Explore Open Datasets by Goal



### 17 Goals to Transform Our World

“Two years ago, world leaders adopted the ambitious [2030 Agenda for Sustainable Development](#), with seventeen Sustainable Development Goals at its heart. The Agenda is our shared plan to transform the world in fifteen years and, crucially, to build lives of dignity for all.”

António Guterres  
Secretary-General, United Nations

# Search Open SDG Data

by Goal or Geographic Area

Goal  Country or Region

## Featured Open Data Sites by Country



Australia



Ethiopia



State of Palestine



South Africa



Brazil



Ireland



Phillipines



United Kingdom



## Featured Initiatives



**INTERNATIONAL  
DAY** for the  
**ERADICATION  
of POVERTY**  
17 OCTOBER

The UN is seeking broader engagement from all sectors of society to lift 767 million people still living in extreme poverty above the international poverty line of \$1.90 a day as it marks the International Day for the Eradication of Poverty on 17 October this year.

This year will mark the 25th year that the International Day for the Eradication of Poverty will be observed at UN Headquarters in New York and at locations around the world. This year's observance will be organized by the UN and International Movement ATD Fourth World Human rights activists and defenders.



# Data Stories



## The Sustainable Development Goals Report 2017

The Sustainable Development Goals Report 2017 reviews progress made towards the 17 Goals in the second ...

Open



## Youth NEET in the World Storymap

According to the International Labor Organization (ILO), in 2015 there were more than 76 million young people ...

Open



## Geohive: Ireland's Authoritative Spatial Open Data

GeoHive is an initiative by Ordnance Survey Ireland to provide easy access to publically available spatial data ...

Open



## The SDG API



### The SDG API

An API to retrieve information and metadata on the Sustainable Development Goals

Interact directly with the SDG Metadata using an Open Source API. Developers can query for Goals, Targets, Indicators and Series data to innovate and share new sets of world-changing applications.

[Contribute!](#)

## UN World Data Forum

